

17,984

FILED FOR RECORD
at 2:00 o'clock P M

FEB 14 2023

BECKY LANDRUM
County Clerk, Hunt County, Tex.
By 

Brittni Turner
Hunt County Treasurer


FY 23: Monthly Report, December 2022

The Treasurers' Monthly Report includes money received and disbursed as well as funds invested and debt due by Hunt County. The Treasurer's Books and the Auditor's General Ledger agree. The Bank Statements have been reconciled and approved by the County Auditor.

This affidavit must state the amount of cash and other assets that are in the custody of the county treasurer at the time of the examination. (LGC 114.026) **Month End Balance: \$72,248,737.07**

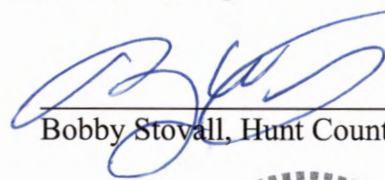
Therefore, Brittni Turner, County Treasurer of Hunt County, Texas, who being fully sworn, upon oath says that the within and foregoing report is true and correct to the best of her knowledge.


This report will be filed with accompanying reports this 14th day of February, 2023.


Brittni Turner, Hunt County Treasurer

Commissioners' Court having compared and examined the Treasurer's Report as presented and subject to independent auditor's review, certify the report to be correct and therefore request it be filed with the official minutes of this meeting. LGC 114.026(c)



Mark Hutchins., Comm., Pct #1


Bobby Stovall, Hunt County Judge


David Monroe, Comm., Pct #2


Phillip Martin, Comm., Pct #3




Steven Harrison, Comm., Pct #4

**Hunt County Treasurer
Monthly Report
December 2022**

Hunt County Funds	Beginning Balance	Money Received	Money Disbursed	Transfer In/Out Investment	Month End Balance
10-GENERAL	5,250,594.89	10,491,734.71	-4,162,288.15	-6,000,000.00	5,580,041.45
10-Texas CLASS G.O.	0.00	2,229.00	0.00	6,000,000.00	6,002,229.00
10-TexPool Investment	1,113,426.09	3,763.52	0.00	0.00	1,117,189.61
10-TexStar Investment	2,911,208.42	9,811.34	0.00	0.00	2,921,019.76
10-Inwood Nat'l Bank CD # 8263	609,738.28	1,754.04	0.00	0.00	611,492.32
10-Inwood Nat'l Bank CD # 6260	549,087.94	1,579.56	0.00	0.00	550,667.50
10-Logic G.O.	16,599,597.45	61,095.88	0.00	0.00	16,660,693.33
10-General Fund Totals:	27,033,653.07	10,571,968.05	-4,162,288.15	0.00	33,443,332.97
15-Exchange Bldg	1,847,283.00	50,159.62	-38,859.39	0.00	1,858,583.23
20-Law Library	38,280.26	4,095.00	-3,409.76	0.00	38,965.50
21-R&B #1	175,812.99	909,419.24	-172,233.57	-675,000.00	237,998.66
21-R&B #1, Texas CLASS	0.00	250.76	0.00	675,000.00	675,250.76
21-R&B #1, TexPool Invest.	51,916.51	175.45	0.00	0.00	52,091.96
21-R&B #1, Logic	556,035.92	2,046.54	0.00	0.00	558,082.46
21-R&B #1 Fund Totals:	783,765.42	911,891.99	-172,233.57	0.00	1,523,423.84
22-R&B #2	171,683.02	899,193.22	-121,272.53	-715,000.00	234,603.71
22-R&B #2, Texas CLASS	0.00	265.62	0.00	715,000.00	715,265.62
22-R&B #2, TexPool Invest.	51,909.40	175.40	0.00	0.00	52,084.80
22-R&B #2, Logic	83,101.09	305.85	0.00	0.00	83,406.94
22-R&B #2 Fund Totals:	306,693.51	899,940.09	-121,272.53	0.00	1,085,361.07
23-R&B #3	224,065.51	898,710.69	-260,478.41	-625,000.00	237,297.79
23-R&B #3, Texas CLASS	0.00	232.19	0.00	625,000.00	625,232.19
23-R&B #3, TexPool Invest	93,956.99	317.57	0.00	0.00	94,274.56
23-R&B #3, Logic	486,987.74	1,792.39	0.00	0.00	488,780.13
23-R&B #3 Fund Totals:	805,010.24	901,052.84	-260,478.41	0.00	1,445,584.67
24-R&B #4	223,941.30	897,675.62	-179,289.82	-700,000.00	242,327.10
24-R&B #4, Texas CLASS	0.00	260.05	0.00	700,000.00	700,260.05
24-R&B #4, TexPool Invest	53,547.09	180.97	0.00	0.00	53,728.06
24-R&B #4, Logic	69,457.37	255.64	0.00	0.00	69,713.01
24-R&B #4 Fund Totals:	346,945.76	898,372.28	-179,289.82	0.00	1,066,028.22
25-Health Private	-1,865.80	4,735.00	-3,279.17	0.00	-409.97
26-State Health Services	-32,782.33	11,938.32	-31,263.50	0.00	-52,107.51
27-Hunt County Grants	58,703.19	3,980.62	-1,940.10	0.00	60,743.71
41-American Rescue Plan Funds	0.00	0.00	-17,784.08	17,784.08	0.00
41-ARPA Funds - Texas CLASS	15,294,403.62	56,140.38	0.00	-17,784.08	15,332,759.92
41-ARPA Funds - Totals:	15,294,403.62	56,140.38	-17,784.08	0.00	15,332,759.92
44-Road Bonds	0.00	0.00	0.00	0.00	0.00
44-Road Bonds, Logic	4,848,116.52	17,843.79	0.00	0.00	4,865,960.31
44-Road Bond Totals:	4,848,116.52	17,843.79	0.00	0.00	4,865,960.31
45-Capital Improvement	-5,598.75	0.00	-3,500.00	5,598.75	-3,500.00
45-Capital Improvement Logic	3,142,062.63	11,547.09	0.00	-5,598.75	3,148,010.97
45-Capital Improvement TxPool	3,375,978.76	11,411.37	0.00	0.00	3,387,390.13
45-Capital Improvement Totals:	6,512,442.64	22,958.46	-3,500.00	0.00	6,531,901.10
61-Right of Way Fund	13,165.62	0.00	0.00		13,165.62
61-Right of Way Fund TxPool	9,689.09	32.78	0.00		9,721.87
61-Right of Way Fund Totals	22,854.71	32.78			22,887.49

**Hunt County Treasurer
Monthly Report
December 2022**

Hunt County Funds	Beginning Balance	Money Received	Money Disbursed	Transfer In/Out Investment	Month End Balance
66-Self-Insured Insurance Fund	145,751.34	403,560.10	-455,819.84	0.00	93,491.60
66-Self-Insured Ins. - Texas Class	100,950.75	370.76	0.00	0.00	101,321.51
66-Self Insurance Fund Totals:	246,702.09	403,930.86	-455,819.84	0.00	194,813.11
68-JP, DDC Fee Fund	98,639.68	389.66	-1,980.57		97,048.77
70-Voter Admin 19	-3,786.61	4,918.04	-1,481.43		-350.00
71-DC Records Management	16,047.08	3.60	0.00		16,050.68
72-HAVA/CARES Grant	0.00	0.00	0.00		0.00
74-Elections Special	93,354.53	0.00	0.00		93,354.53
75-CA-DWI	16,990.16	152.77	0.00		17,142.93
77-PreTrial Intervention	161,577.61	3,147.00	-4,501.08		160,223.53
81-CC RMPF	1,146,615.08	17,360.92	-1,369.76	-1,161,423.19	1,183.05
81-CC RMPF - Texas Class	0.00	431.46	0.00	1,161,423.19	1,161,854.65
81-CC RMPF Totals	1,146,615.08	17,792.38	-1,369.76	0.00	1,163,037.70
82-Courthouse Security	201,023.22	5,334.74	-1,141.07		205,216.89
83-Justice Court Sec.	63,700.51	337.41	-185.58		63,852.34
84-District Clerk Archive	71,603.31	33.22	0.00		71,636.53
85-Co & District Court Techn	18,715.63	108.59	0.00		18,824.22
86-County Record Preservation	150,395.21	3,565.00	0.00		153,960.21
87-Justice Court Technology	34,198.99	1,109.87	-940.32		34,368.54
88-County Clerk Archive	847,674.87	16,410.00	0.00		864,084.87
89-County Record Mgt Preserve	127,491.40	1,254.22	0.00		128,745.62
91-LEOSE	49,992.72	0.00	-2,866.93		47,125.79
95-Juv Prob. Local Funds	926,594.23	650.50	-52,669.38		874,575.35
96-Juv Prob Grant Funds	92,897.61	810.71	-52,496.07		41,212.25
<hr/>					
50-Debt Service (I&S)	260,264.75	366,486.71	0.00	0.00	626,751.46
50-Debt Service TexPool Inv	153,528.24	518.96	0.00	0.00	154,047.20
50-Debt Service Fund Totals:	413,792.99	367,005.67	0.00	0.00	780,798.66
<hr/>					
Total of Funds:	40,578,577.02	14,698,602.30	-5,097,446.59	0.00	72,248,737.07

**Hunt County Treasurer
Monthly Report
December 2022**

HUNT COUNTY DEBT

	Mo. Beginning	Payment	Balance Due
Reserve St Comptroller I	\$709,984.09	-\$1,888.23	\$708,095.86
Reserve St Comptroller II	\$0.00	\$0.00	\$0.00
Reserve St Comptroller III	\$184,436.35	-\$2,960.00	\$181,476.35
2015 Tax Notes	\$0.00	\$0.00	\$0.00
2017 Road Bonds Payable	\$5,460,000.00	\$0.00	\$5,460,000.00
2021 Road Bonds Payable	\$5,605,000.00	\$0.00	\$5,605,000.00
Bond Premium Payable	-\$57,943.50	\$0.00	-\$57,943.50
2017 Road Bond Premium	\$289,750.00	\$0.00	\$289,750.00
2021 Road Bond Premium	\$330,337.50	\$0.00	\$330,337.50
Liability Comp Absence	\$605,957.00	\$0.00	\$605,957.00
R&B 3 Equipmnt SPFC	\$0.00	\$0.00	\$0.00
R&B 1 770G M/G BB&T	\$0.00	\$0.00	\$0.00
R&B 1 770G M/G RDO	\$0.00	\$0.00	\$0.00
R&B 2 M/G BCI Capital	\$0.00	\$0.00	\$0.00
R&B 4 Loaders BCI Capital	\$0.00	\$0.00	\$0.00
SRC Excavator CAT Financial	\$133,329.11	-\$5,366.29	\$127,962.82
OPEB Pension Liability	\$12,655,364.00	\$0.00	\$12,655,364.00
GASB 68 Pension Liability	\$6,514,278.00	\$0.00	\$6,514,278.00
Def. Resource Inflow Pensn	\$2,883,459.00	\$0.00	\$2,883,459.00
Def. Inflow Resources-OPEB	\$1,714,843.00	\$0.00	\$1,714,843.00
Totals:	\$37,028,794.55	-\$10,214.52	\$37,018,580.03

Invested Funds December 2022

GENERAL Fund	Rate	Month Balance	
Logic	4.3336%	16,660,693.33	59.79%
Texpool	3.9799%	1,117,189.61	4.01%
Texstar	3.9681%	2,921,019.76	10.48%
Texas CLASS	4.3170%	6,002,229.00	21.54%
Inwood Ntl CD 8263 - Maturity Date 10/10/23	3.5000%	611,492.32	2.19%
Inwood Ntl CD 6260 - Maturity Date 05/13/23	3.5000%	550,667.50	1.98%
TOTAL:		27,863,291.52	100.00%

Road & Bridge 1	Rate	Month Balance	
Logic	4.3336%	558,082.46	43.42%
Texpool	3.9799%	52,091.96	4.05%
Texas CLASS	4.3170%	675,250.76	52.53%
TOTAL:		1,285,425.18	100.00%

Road & Bridge 2	Rate	Month Balance	
Logic	4.3336%	83,406.94	9.80%
Texpool	3.9799%	52,084.80	6.12%
Texas CLASS	4.3170%	715,265.62	84.07%
TOTAL:		850,757.36	100.00%

Road & Bridge 3	Rate	Month Balance	
Logic	4.3336%	488,780.13	40.45%
Texpool	3.9799%	94,274.56	7.80%
Texas CLASS	4.3170%	625,232.19	51.75%
TOTAL:		1,208,286.88	100.00%

Road & Bridge 4	Rate	Month Balance	
Logic	4.3336%	69,713.01	8.46%
Texpool	3.9799%	53,728.06	6.52%
Texas CLASS	4.3170%	700,260.05	85.01%
TOTAL:		823,701.12	100.00%

Capital Improvement	Rate	Month Balance	
Logic	4.3336%	3,148,010.97	48.17%
Texpool	3.9799%	3,387,390.13	51.83%
TOTAL:		6,535,401.10	100.00%

ARPA Funds	Rate	Month Balance	
Texas CLASS	4.3170%	15,332,759.92	100.00%
TOTAL:		15,332,759.92	100.00%

Self-Insurance Fund	Rate	Month Balance	
Texas CLASS	4.3170%	101,321.51	100.00%
TOTAL:		101,321.51	100.00%

Invested Funds December 2022

Co. Clerk Records Mgmt & Preservation	Rate	Month Balance	
Texas CLASS	4.3170%	1,161,854.65	100.00%
TOTAL:		1,161,854.65	100.00%

(Also at 100% each as stated below)

Logic: Road Bonds	4,865,960.31
TexPool: Right of Way	9,721.87
TexPool: Debt Service I&S	154,047.20

Total Investments: **\$60,192,528.62**